

Island Numeracy Assessment

Grade 6+: Number Sense B, Fractions, Ratios and Percent

Collaborative Activity

Doughnut Percents

Age 7 to 14

This is one of a series of problems designed to develop students' team working skills. Other tasks in the series can be found by going to [this article](#).

0.3	20%	$\frac{9}{10}$	30%
0.8	25%	$\frac{1}{2}$	40%
$\frac{1}{5}$	$66\frac{2}{3}\%$	$\frac{1}{4}$	0.5
0.4	$\frac{4}{5}$	$\frac{3}{10}$	10%

0.6	$\frac{1}{4}$	0.8	$33\frac{1}{3}\%$
$\frac{1}{3}$	50%	$\frac{1}{10}$	$\frac{3}{4}$
75%	90%	$\frac{3}{5}$	80%
50%	0.6	0.25	30%

What are you aiming to do?

Every member of the team must end up with a set of four dominoes which join together to form a "doughnut" where touching ends have equal value. For example:

0.8	40%	$\frac{2}{5}$
80%		$\frac{1}{4}$
0.3	30%	25%

The task is only successfully completed when everyone on the team has completed their domino doughnut.

You will need to work in a team of four. If you have a fifth person available - use them as an observer (see guidance below).

How to play

In silence, distribute the 16 [domino cards](#) randomly amongst the team (four cards each).

Players pass dominoes to other team members in order to help one another complete their doughnut.

- Each member of the team starts with four dominoes in front of them.
- The dominoes in front of each person should be visible to everyone.
- Team members can only give dominoes; they cannot take dominoes from someone else.
- Each team member must have at least two dominoes in front of them at all times.
- No one can talk or give non-verbal signals to other members of the team.

Use an observer to check that the team obeys the rules and to keep a record of when members of the team help someone else (rather than, for example, when they just pass a piece on without looking at what the other person or team actually needs).

Observers can place one of the [hint cards](#) in the middle, if after a period of five minutes the team is not making any progress.



Island Numeracy Assessment


Grade 6+: Number Sense B, Fractions, Ratios and Percent

Assessment Question	Reflections																																																																																																				
<p>1. What percentage of the crossword grid shown below is shaded grey?</p> <div style="border: 1px solid black; padding: 5px; margin: 10px 0;"> <table border="1" style="border-collapse: collapse; text-align: center; width: 100%;"> <tr> <td style="background-color: grey;"></td> <td>1</td> <td>2</td> <td style="background-color: grey;"></td> <td style="background-color: grey;"></td> <td>3</td> <td>4</td> <td>5</td> <td style="background-color: grey;"></td> <td style="background-color: grey;"></td> </tr> <tr> <td>6</td> <td></td> <td></td> <td>7</td> <td style="background-color: grey;"></td> <td>8</td> <td></td> <td></td> <td>9</td> <td style="background-color: grey;"></td> </tr> <tr> <td>10</td> <td></td> <td style="background-color: grey;"></td> <td>11</td> <td>12</td> <td></td> <td></td> <td style="background-color: grey;"></td> <td>13</td> <td>14</td> </tr> <tr> <td style="background-color: grey;"></td> <td>15</td> <td>16</td> <td style="background-color: grey;"></td> <td>17</td> <td></td> <td style="background-color: grey;"></td> <td>18</td> <td></td> <td></td> </tr> <tr> <td style="background-color: grey;"></td> <td style="background-color: grey;"></td> <td>19</td> <td>20</td> <td style="background-color: grey;"></td> <td style="background-color: grey;"></td> <td>21</td> <td></td> <td></td> <td></td> </tr> <tr> <td>22</td> <td>23</td> <td></td> <td></td> <td style="background-color: grey;"></td> <td style="background-color: grey;"></td> <td>24</td> <td></td> <td style="background-color: grey;"></td> <td style="background-color: grey;"></td> </tr> <tr> <td>25</td> <td></td> <td></td> <td style="background-color: grey;"></td> <td>26</td> <td>27</td> <td style="background-color: grey;"></td> <td>28</td> <td>29</td> <td style="background-color: grey;"></td> </tr> <tr> <td>30</td> <td></td> <td style="background-color: grey;"></td> <td>31</td> <td></td> <td></td> <td>32</td> <td style="background-color: grey;"></td> <td>33</td> <td>34</td> </tr> <tr> <td style="background-color: grey;"></td> <td>35</td> <td>36</td> <td></td> <td></td> <td style="background-color: grey;"></td> <td>37</td> <td>38</td> <td></td> <td></td> </tr> <tr> <td style="background-color: grey;"></td> <td style="background-color: grey;"></td> <td>39</td> <td></td> <td></td> <td style="background-color: grey;"></td> <td style="background-color: grey;"></td> <td>40</td> <td></td> <td style="background-color: grey;"></td> </tr> </table> </div>		1	2			3	4	5			6			7		8			9		10			11	12				13	14		15	16		17			18					19	20			21				22	23					24				25				26	27		28	29		30			31			32		33	34		35	36				37	38					39					40			
	1	2			3	4	5																																																																																														
6			7		8			9																																																																																													
10			11	12				13	14																																																																																												
	15	16		17			18																																																																																														
		19	20			21																																																																																															
22	23					24																																																																																															
25				26	27		28	29																																																																																													
30			31			32		33	34																																																																																												
	35	36				37	38																																																																																														
		39					40																																																																																														
<p>2. What percent is shaded? Can you represent this amount in another way?</p> <div style="border: 1px solid black; padding: 5px; margin: 10px 0;"> <table border="1" style="border-collapse: collapse; text-align: center; width: 100%;"> <tr> <td style="background-color: grey;"></td> <td style="background-color: grey;"></td> <td style="background-color: grey;"></td> <td style="background-color: grey;"></td> <td></td> </tr> <tr> <td style="background-color: grey;"></td> <td style="background-color: grey;"></td> <td style="background-color: grey;"></td> <td style="background-color: grey;"></td> <td></td> </tr> <tr> <td style="background-color: grey;"></td> <td style="background-color: grey;"></td> <td style="background-color: grey;"></td> <td style="background-color: grey;"></td> <td></td> </tr> <tr> <td></td> <td></td> <td></td> <td></td> <td></td> </tr> <tr> <td></td> <td></td> <td></td> <td></td> <td></td> </tr> </table> </div>																																																																																																					

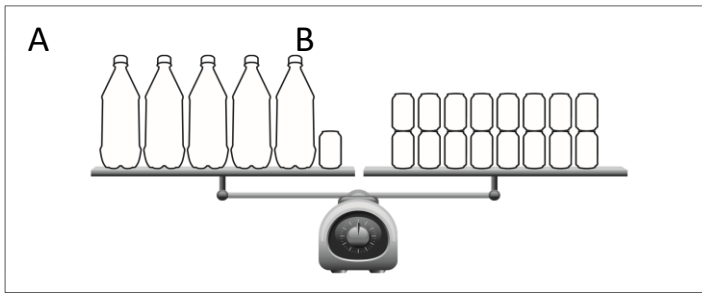
3. Choose any improper fraction. Create three or more representations of that fraction. At least two of the representations should be similar. Describe how the representations are similar. Why are the other representations not quite as similar?

4. Represent 25% in three different ways.

5. What is the ratio of  to  below?




6. How many do you need to remove from side B to keep the scale balanced?



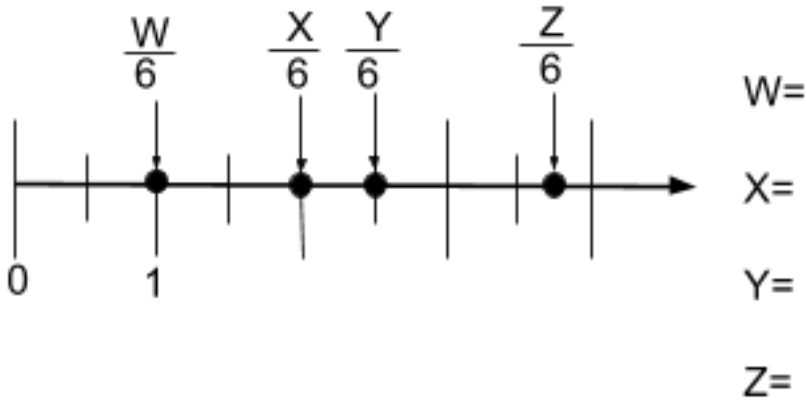
Show how you know.

7. A farmer fills $3 \frac{5}{12}$ of the egg cartons shown below with eggs.

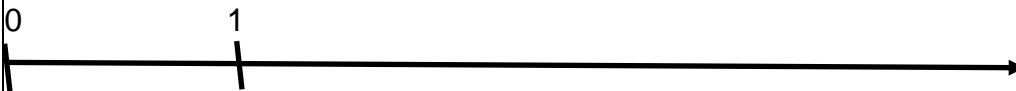


How many eggs in total does the farmer have?

8. Using the number line, determine what the value of W, X, Y, Z could be for each dot on the number line below.



9.



Write a mixed number that would represent the image above.

Island Numeracy Assessment
Grade 6+: Number Sense B, Fractions, Ratios and Percent

Performance Task

Which store would you rather buy jeans from?

Store A

30% off



Store B

\$30 off

Show your understanding.